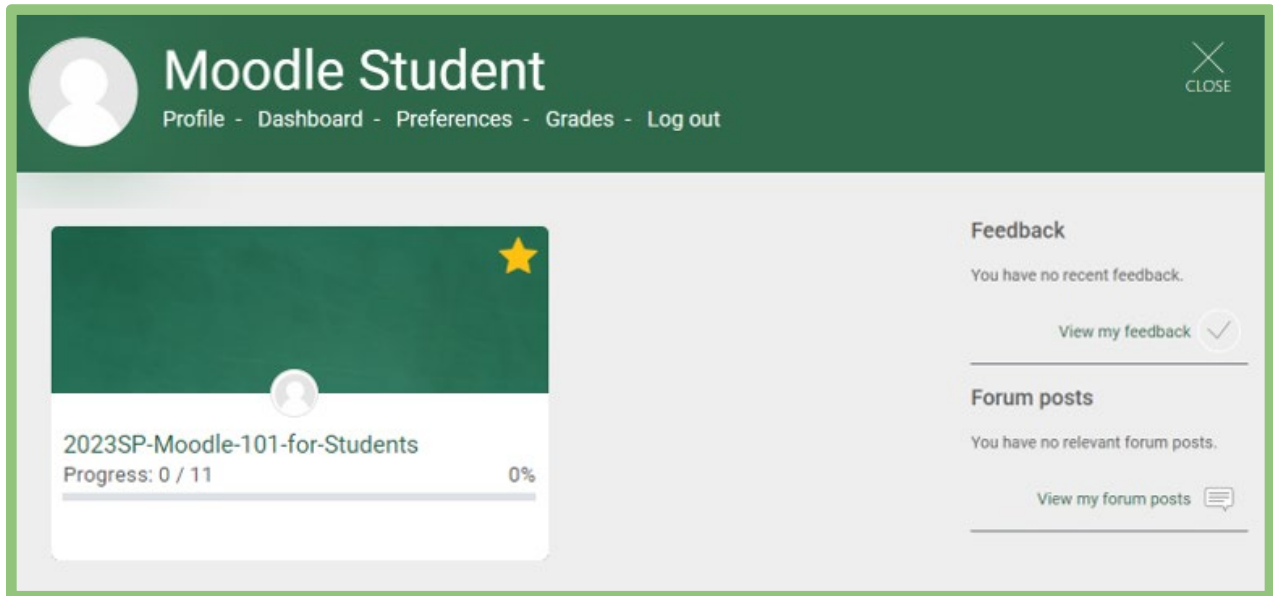


Navigating Moodle

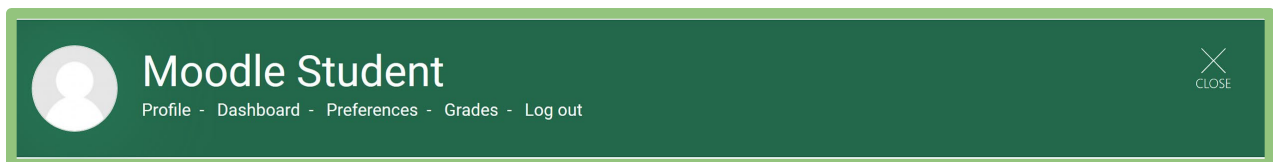
My Courses

Once you log in to Moodle, the **My Courses** page (pictured below) will be displayed. Courses that you are enrolled in will appear as blocks. If you are a new student, or you are not enrolled in any courses during the current active semester, then the only course you may see is the *Moodle-101-for-Students* course.



Personal Menu


The **Personal Menu** (pictured below) at the **My Courses** page provides quick access to the most commonly used features of Moodle.



- **Profile** allows you to view and edit your Moodle Profile, such as adding a profile image.
- **Dashboard** takes you your Moodle Dashboard. This area may be blank at first, however important tools, such as course evaluations, may be added to the Dashboard later.

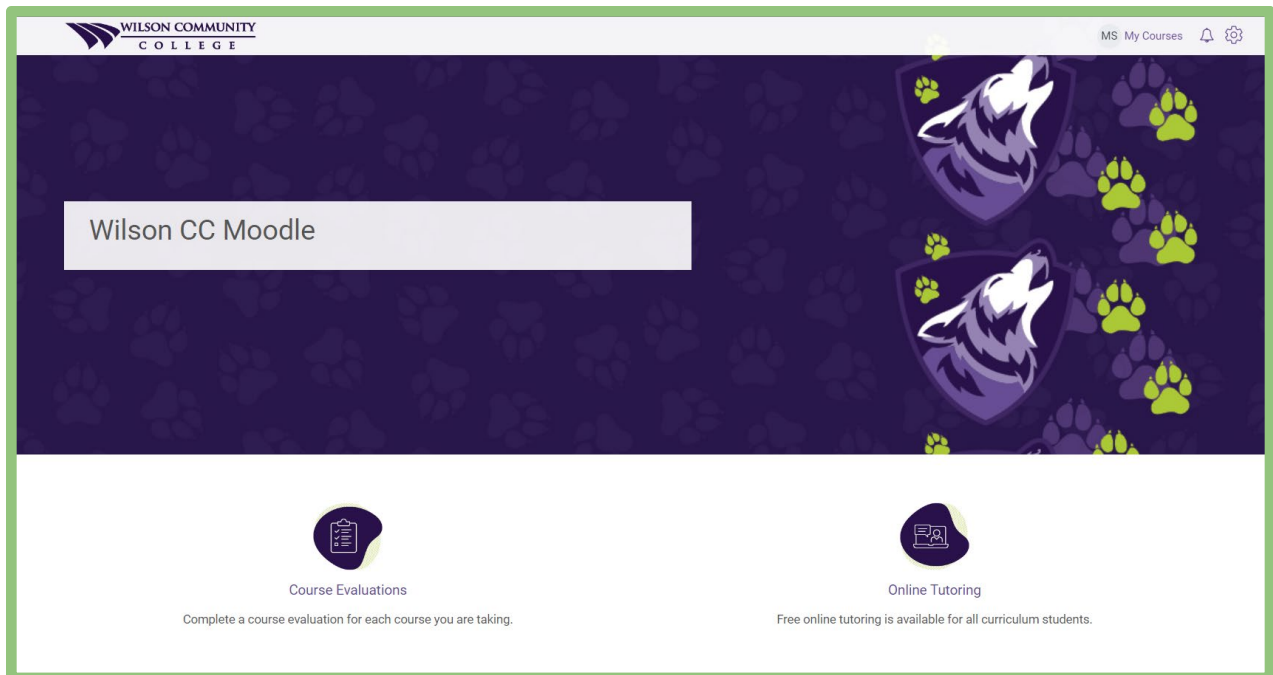
- **Preferences** allows you to view and edit various Moodle settings. The default settings are normally sufficient for most users.
- **Grades** allows you quick access to the course average and the gradebook for each course you are currently enrolled in.
- **Log out** logs you out of Moodle.

Click **My Courses** (highlighted in the image below) to return to this page from anywhere in Moodle.

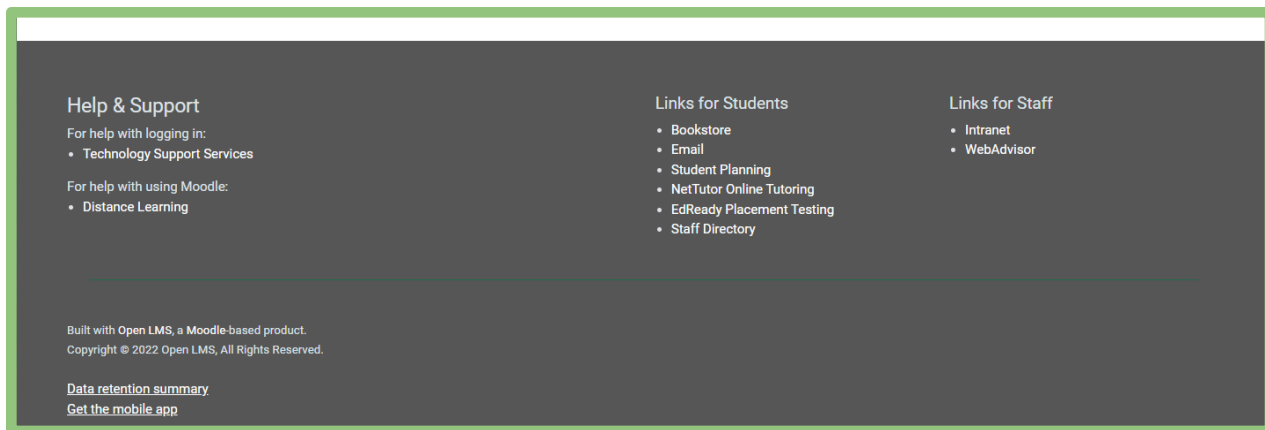


Moodle Site Home

Clicking the close button in the top right corner of the My Courses page will take you to the **Moodle Site Home** page (pictured below). If the close button does not take you to the Moodle Site Home page, click the Wilson CC/Moodle logo at the top of the page.

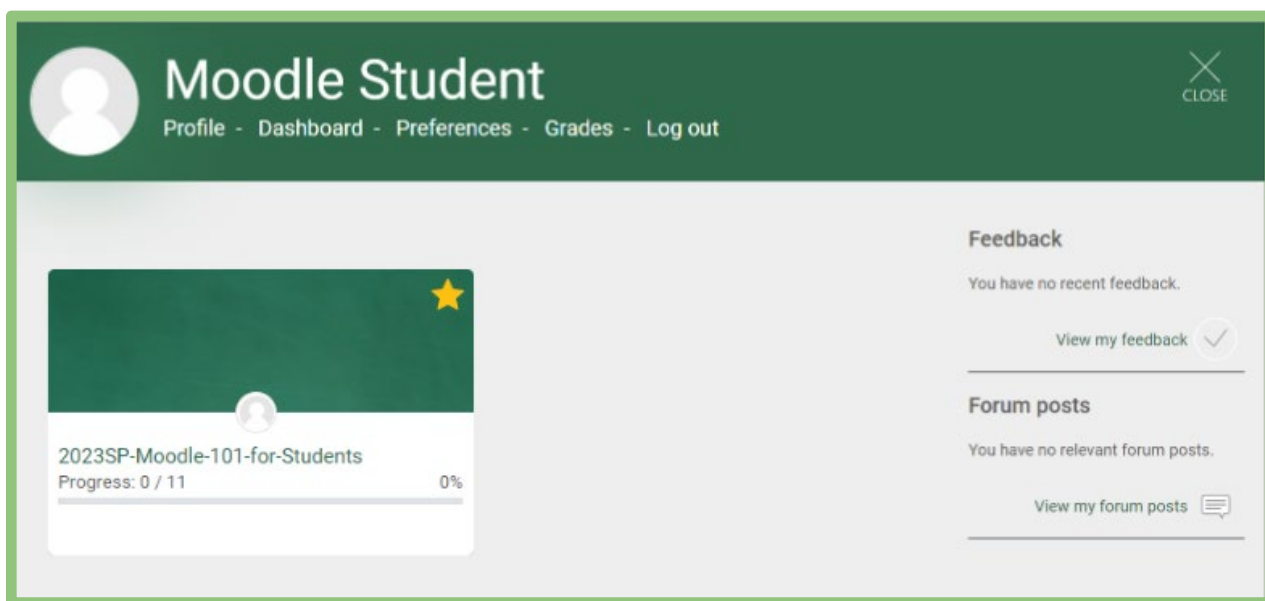


Scroll down to find the links to complete **Course Evaluations** and **Online Tutoring**. Below that, you will find the **footer** (area with gray background in the image below) which has a lot of useful resources to assist students. Explore all of the links to become familiar with what is available.



Accessing Courses

To enter a course, click on the block for that course from the My Courses page (pictured below).



Clicking a course block will take you to the homepage of the course (example course pictured below).

The screenshot shows a Moodle course page. At the top left is the Wilson Community College logo and the Moodle logo. The breadcrumb trail reads 'Home / My Courses / 2023SP-Moodle-101-for-Students'. The main header is a dark green bar with the course title '2023SP-Moodle-101-for-Students' and a 'Change cover image' button. On the left is a 'CONTENTS' sidebar with a search icon and a list of sections: 'Welcome to Moodle 101', 'College Resources' (Progress: 0 / 1), 'Getting Started' (Progress: 0 / 1), 'Using Moodle' (Progress: 0 / 5), 'Practice Activities' (Progress: 0 / 4), and 'Course Completion'. Below the list are 'Create a new section' and 'Course Dashboard' buttons. The main content area is titled 'Welcome to Moodle 101' and contains a paragraph of introductory text, a Moodle logo graphic, a 'PLEASE NOTE' section, and a list of two items: 'Contact Robert Melton at <https://www.wilsoncc.edu/directory/robert-melton/> to sign up for New Student Orientation.' and 'New Student Orientation does not apply to high school students.' There is an 'Edit section' button below the list. At the bottom of the main content area is the text 'About this course...'.

Navigating a Moodle Course

The **Contents** (outlined in the image below) on the left side is main navigation for the course. When you click on a topic in the Contents, the information in that topic will be displayed on the right. It is important that you read the information in each topic and follow any instructions provided by your instructor. *Note that you may have to scroll to see all of the information provided.*

The screenshot shows the Moodle interface for a course. At the top left is the Wilson Community College Moodle logo. At the top right are 'My Courses' and a notification bell. Below the header is a dark green banner with the course title '2023SP-Moodle-101-for-Students'. On the left is a 'CONTENTS' sidebar with a search icon and a list of items: 'Welcome to Moodle 101', 'College Resources' (Progress: 0 / 1), 'Getting Started' (Progress: 0 / 1), 'Using Moodle' (Progress: 0 / 5), 'Practice Activities' (Progress: 0 / 4), 'Course Completion', and 'Course Dashboard'. The main content area is titled 'Welcome to Moodle 101' and contains a paragraph explaining the course's purpose, a Moodle logo graphic, a 'PLEASE NOTE' section about New Student Orientation, and an 'About this course...' section.

WILSON COMMUNITY COLLEGE moodle

Home / My Courses / 2023SP-Moodle-101-for-Students

2023SP-Moodle-101-for-Students

My Courses

CONTENTS

- Welcome to Moodle 101
- College Resources
Progress: 0 / 1
- Getting Started
Progress: 0 / 1
- Using Moodle
Progress: 0 / 5
- Practice Activities
Progress: 0 / 4
- Course Completion
- Course Dashboard

Welcome to Moodle 101

All students are enrolled in Moodle 101 each semester as a resource on how to use Moodle. Students may be required to use Moodle in traditional face-to-face, hybrid, blended, and online courses, so it is important that you know how to access materials, complete assignments, and review your progress in the Moodle environment.

PLEASE NOTE: This is not New Student Orientation, which must be completed separately.

- Contact Robert Melton at <https://www.wilsoncc.edu/directory/robert-melton/> to sign up for New Student Orientation.
- New Student Orientation does not apply to high school students.

About this course...

This course is designed to introduce you to online learning and to guide you through Moodle as a student. The course includes the most common tasks you will be expected to complete in Moodle for face-to-face, hybrid, blended, and online courses.

Breadcrumb Trail

Once you are in a Moodle course, and you have navigated to a particular section in the Contents, you can use the **breadcrumb trail** (see arrow in the image below) to navigate back to previously visited sections within the course, or you can click the course name to get back to the course home page.

This close-up screenshot highlights the breadcrumb trail 'Home / My Courses / 2023SP-Moodle-101-for-Students' in a purple box. The background shows the Moodle course header with the title '2023SP-Moodle-101-for-Students'.

WILSON COMMUNITY COLLEGE moodle

Home / My Courses / 2023SP-Moodle-101-for-Students

2023SP-Moodle-101-for-Students